



# Bare Hand



## Vineyard & Crop Bird Netting

Safe, Humane and Economical Bird Exclusion Netting For Vineyards, Berry Farms, Row Crops and More



Bird Peck Damage



A Likely Suspect



More Evidence



Another Suspect



Total Loss



Safe & Sound

Bird pecked grapes and berries can harbor bacterial and fungal pathogens that changes the taste of the wine or juice. To help growers save their crops from hungry birds, we offer the **Bare Hand Vineyard & Crop Bird Netting**. Bird exclusion netting has proven to be the most effective method of bird control for vineyard and row crop farmers.

- High Density Polyethylene knitted yarn is soft on hands and berries
- CIBA Specialty Chemicals are used for UV stabilization
- Rip-Stop construction prevents tears and holes from getting bigger
- 2 types of BareHand are available: FLEX and EASY-FIT Netting
- 2 grades of Bare Hand are available: PREMIUM and SUPER PREMIUM
- Premium grade (230 denier) can last 3 seasons or more.
- Super Premium (550 denier) can last 6 seasons or more
- Soft yarn nets are easy on grapes, berries, plants, etc
- Applied from bags with simple equipment , no spools or rolls



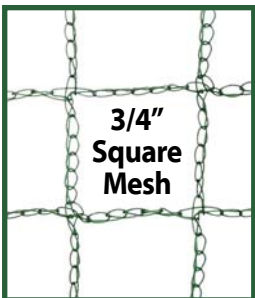
### Bare Hand FLEX Netting

Economical 3/4" diamond mesh net that stretches in length and width as needed

Item #	Description	Width	Length
BHFP500	17x500 Bare Hand FLEX Premium	17 ft	500 ft
BHFP2500	17x2500 Bare Hand FLEX Premium	17 ft	2,500 ft
BHFP28x1500	28x1500 Bare Hand FLEX Premium	28 ft	1,500 ft
BHFP44x1000	44x1000 Bare Hand FLEX Premium	44 ft	1,000 ft
BHFSP1000	17x1000 Bare Hand FLEX <b>Super Premium</b>	17 ft	1,000 ft

Contact Nixalite for availability

- Flexible mesh allows for varying widths & heights
- Spacing stripes serve as easy to see visual guide
- Available in Premium & Super Premium grades



### Bare Hand EASY-FIT Netting

A 3/4" square mesh knitted yarn net that provide consistent no-stretch net sizes

Item #	Description	Width	Length
BHEFP100	17x100 Bare Hand EASY-FIT Premium	17 ft	100 ft
BHEFP25x100	25x100 Bare Hand EASY-FIT Premium	25 ft	100 ft
BHEFP500	17x500 Bare Hand EASY-FIT Premium	17 ft	500 ft
BHEFP1000	17x1000 Bare Hand EASY-FIT Premium	17 ft	1,000 ft
BHEFSP100	17x100 Bare Hand EASY-FIT <b>Super Premium</b>	17 ft	100 ft
BHEFSP500	17x500 Bare Hand EASY-FIT <b>Super Premium</b>	17 ft	500 ft

Contact Nixalite for availability

- No stretch, knitted square mesh for consistent net size
- Drapes neatly over rows for clean & fast installation
- Available in Premium and Super Premium grades



**Nixalite® of America Inc**  
1025 16th Avenue, East Moline, IL 61244  
Experts In Architectural Bird Control Since 1950

**Phone:** 800.624.1189 or 309.755.8771  
**Fax:** 800.624.1196 or 309.755.0077  
**Email:** birdcontrol@nixalite.com  
**Web:** www.nixalite.com

# General Installation Guide for Bare-Hand™ Vineyard Bird Netting

## When to install

Install Bare-Hand™ netting as close to harvest time as possible. Installing too early increases UV exposure that can shorten the life span of your netting. It also allows the vine to grow through the netting, making removal more difficult and time consuming.

## Before you begin:

Do all mowing and trellis maintenance before application. Hedge (trim) the row canopy to make it more uniform (square up the row profile). This keeps netting coverage consistent. Cover the top of all exposed posts as they can tear the netting while it is being installed/removed.



Hedge the rows



Cover exposed post/pole ends

## Getting Ready To Install:

Carefully cut or untie the ropes that bind both the bag and the netting.

Find the knotted end of the netting. Do not untie the knot. Thread this end through the rings of the **Applicator Platform** (see side bar). Tie the knotted end of the netting to the first end-post of the row.

## Application

Installing is generally a 3\* person job; 1 to drive the tractor (transport the net bag), and 2 walking behind on each side of the row, pulling the edges of the net out and down, letting it drop into position along the ground.



2 walking the row, 1 driving the net

\* As delivered, the netting is tightly packed. A 4<sup>th</sup> person may be needed to guide the netting out of the bag to reduce tension during the first application.

When you get to the end of a row, do not cut the netting. Keep it in the 'bundled rope' form and let it drop to the ground between rows. Continue the next row with the same piece.



If you cut it to length you will have to use this piece for the same row every time. To join nets end-to-end, overlap the nets 2 feet. If needed, use clips to hold the nets together.

## Bare-Hand™ FLEX Netting

FLEX Netting is designed to be stretched over the rows and comes with 2 types of spacing stripes to help you install it correctly.

**Centering Stripe;** 2 closely spaced stripes in the middle of the netting. These always go on the very top of the row.

**Spacing Stripes;** single stripes spaced evenly over the width of the netting. When installed properly, these will be 2 feet apart.

If they are too close together, the net is being installed with too much length-wise tension and will not achieve its full width.

If they are too far apart, the net is being installed with too much width-wise tension, and will not reach its full length.



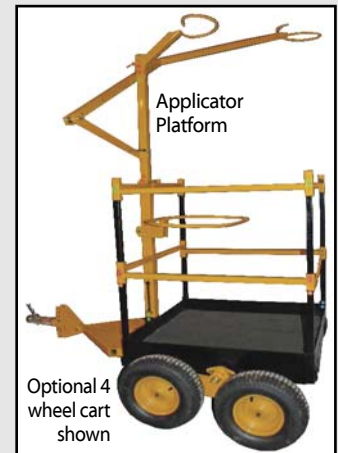
## Bare-Hand™ EASY-FIT Netting

Because EASY-FIT Netting is square and does not stretch, it is much easier to install. Simply pull the edges of the net out and down, letting it drop into position at the ground.

## The Applicator Platform & Accessories

### Item# BHAPA


The Applicator Platform is an all HD painted steel work platform with safety rails, overhead guide rings and bag retainer. The optional 4 wheel cart and 3 point hitch attachment are sold separately. Contact Nixalite for prices and availability.



Optional 4 wheel cart shown

### Item# BHAPA4W

Optional 4 wheel cart with standard ball hitch fits most vehicles. Applicator platform bolts to bogey wheel cart. HD painted steel construction. Contact Nixalite for prices and availability.



Optional 3 Point Hitch Attachment

### Item# BHAPA3P

Optional 3 point hitch attachment with fork blades that fit into the applicator platform. Bolts to standard agricultural 3 point hitch on most tractors. HD painted steel construction. Contact Nixalite for prices and availability.



**Nixalite® of America Inc**  
1025 16th Avenue, East Moline, IL 61244  
Experts In Architectural Bird Control Since 1950

**Phone:** 800.624.1189 or 309.755.8771  
**Fax:** 800.624.1196 or 309.755.0077  
**Email:** birdcontrol@nixalite.com  
**Web:** www.nixalite.com