

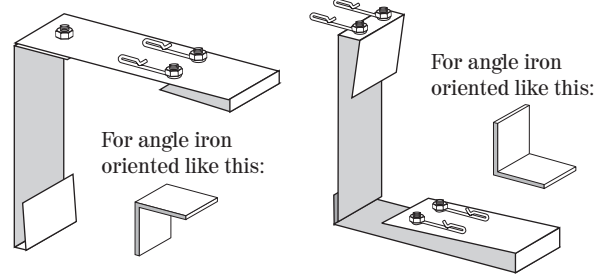
Angle Iron Clamp Worksheet

Each Angle Iron Clamp is unique in that it is manufactured to the specifications you supply.

It is critical that the dimensions you write down on this worksheet are accurate! All custom made forms are non-returnable, non-refundable items.

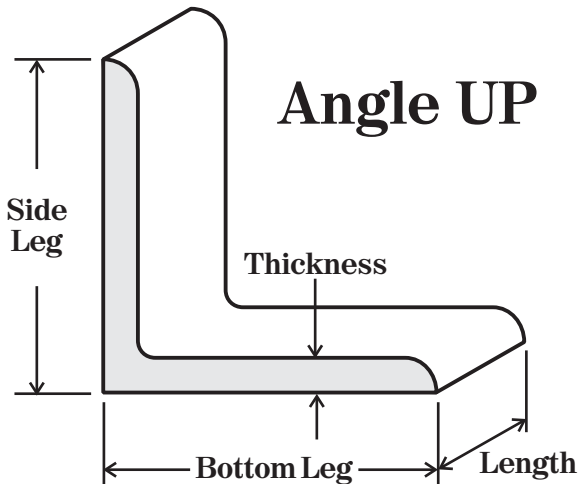
These clamps are designed to fasten one or more rows of Nixalite bird control strips to structural angle iron. The orientation of the angle iron will determine the type of clamp. Please provide the information requested and fax back to Nixalite using the fax number provided below.

Angle Iron Clamp Examples

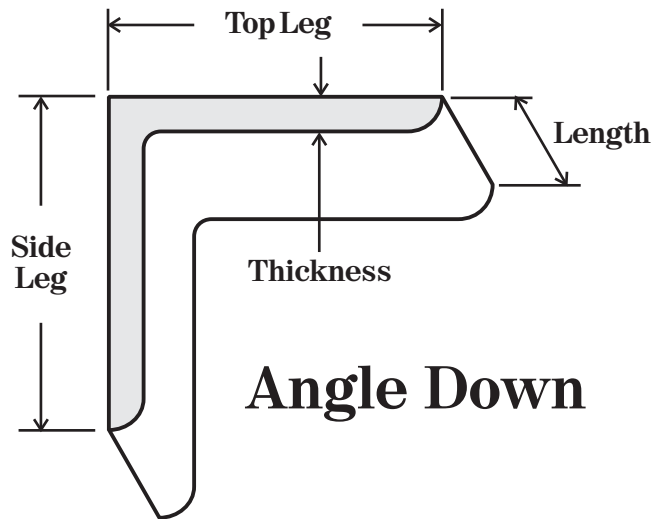


NOTE: Nixalite determines the proper bird spike quantities and locations on all custom made forms. We will not manufacture any form to mount incorrect strip quantities and spacing.

Angle Iron Orientation: How the angle iron is oriented (which direction it is 'pointing') will determine the type of clamp required. If one 'leg' of the angle iron is pointing up, provide the **Angle UP** information. If pointing down, provide the **Angle DOWN** information. Complete one sheet for each size of angle iron (make copies of blank worksheet).



Side Leg _____
 Bottom Leg _____
 Thickness _____
 Length _____



Top Leg _____
 Side Leg _____
 Thickness _____
 Length _____



Nixalite® of America Inc.
 1025 16th Avenue East Moline, IL. 61244
 Experts In Architectural Bird Control Since 1950

Phone: 800.624.1189 or 309.755.8771
 Fax: 800.624.1196 or 309.755.0077
 Email: birdcontrol@nixalite.com
 Web: www.nixalite.com



Where the World Shops for Humane Bird and Animal Control.