

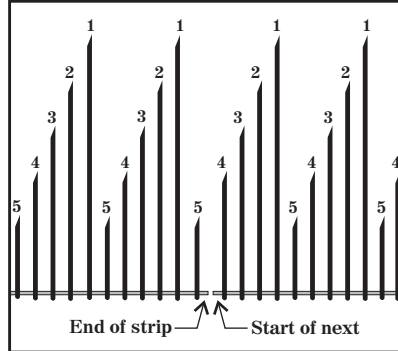
Cutting Nixalite® Spike Strips

Not all installation surfaces are convenient sizes. There will be times when you need to cut Nixalite's spike strips so they will fit the surface properly. For best results, follow the guidelines below. Nixalite's Cutting Tool (part# CT93) is an accessory and is sold separately. Contact Nixalite for information.

Before you cut the spike strip..

Measure twice, cut once. Do not cut the spike strip too short. This leaves gaps in the coverage which pest birds could exploit.

If you are cutting a spike strip that meets another strip in a row, make sure the wire pattern is continued from one strip to the next. See detail.



Spike strips have a repeating wire pattern. When cutting the strips, make sure that this wire pattern continues from strip to strip.



Cut the spike strips between the wires

Cutting the strip

1. Turn the spike strip up-side-down, so the wires are pointing away from you.
2. Cut the spike strip base to the desired length using the Nixalite Cutting Tool (Item #CT93). Make sure to cut between the wires.

CT93 Cutting Tool



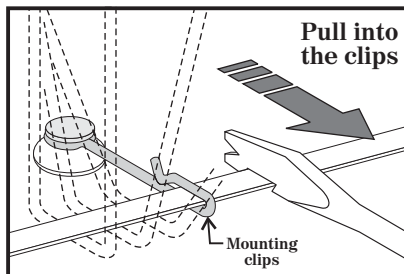
Using the Nixalite® Installation Tool

Nixalite's Installation Tool (part# NT87) is designed to quickly push or pull Nixalite's spike strips into or out of the mounting clips (#MHRB). The tool speeds up installation and protects the strips from damage that can come from improper tool use. The Installation Tool is an accessory and is purchased separately from the strips. Call for more information.



To install:

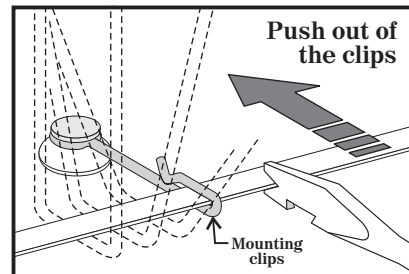
Place the square notch in the bottom of the Tool over the spike strip base and pull into the mounting clips.



Spike strip wires shown as dashed lines

To remove:

Position the V-notch in the end of the Tool on the spike strip base. Push the strip out of the mounting clips.



Spike strip wires shown as dashed lines



Nixalite® of America Inc.
 1025 16th Avenue East Moline, IL. 61244
 Experts In Architectural Bird Control Since 1950

Phone: 800.624.1189 or 309.755.8771
 Fax: 800.624.1196 or 309.755.0077
 Email: birdcontrol@nixalite.com
 Web: www.nixalite.com



Where the World Shops for Humane Bird and Animal Control.