


# Wire Ties and Adhesive



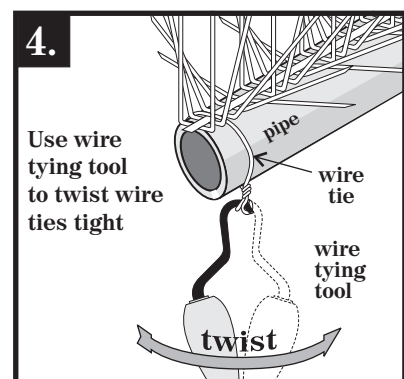
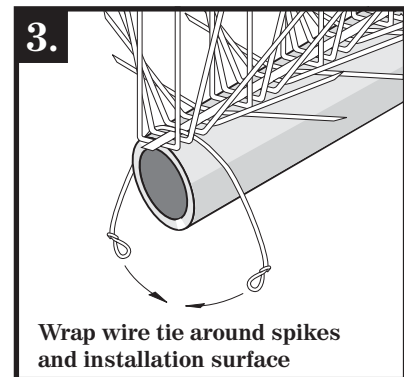
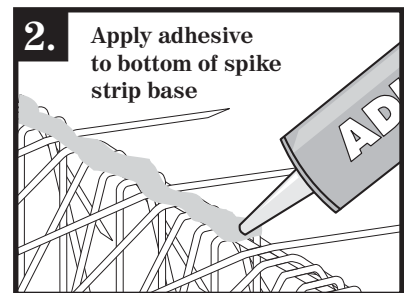
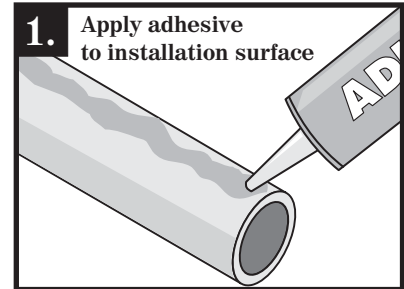
## Before you begin -

Make sure the installation surface is clean and dry at the time of installation. The Wire Tie & Adhesive method can be used to fasten all of Nixalite's bird spike strips. Follow the adhesive manufacturer's instructions for surface preparation. Adhesive and wire tying tools are accessories and are purchased separately from the spike strips.

## The Adhesive -

Always use the best quality adhesive possible. Make sure the adhesive used has a high UV resistance rating (the ability to resist deterioration from direct sunlight). The adhesive must remain flexible (after full cure time). If you have any questions about this method of strip fastening, please contact Nixalite of America Inc.

1. After following the manufacturers written instructions on surface preparation, apply a bead of adhesive to the installation surface (where the spike strips will be positioned).
2. Apply a bead of adhesive to the bottom of the spike strip. If advised by adhesive manufacturer, let the two beads of adhesive set up for a few minutes.
3. Press the spike strip with adhesive into the surface adhesive. Wrap the supplied wire tie around the spike strip and the pipe, tube, conduit, etc.. Space the wire ties according to the Hardware Spacing Table.
4. Use Wire Tying Tool to twist the two loop ends of the wire ties until the wire tie is tight and the spike strip is secured to the top of the pipe, tube, conduit, etc.. Do not over tighten - the wire tie can break.



## Hardware Spacing Table

Strip length	Mounting Hardware Spacing
48"	6 ties - one at each end, four spaced evenly between
24"	3 ties - one at each end, one in middle
16"	2 ties - one at each end
12"	2 ties - one at each end



**Nixalite® of America Inc.**  
1025 16th Avenue East Moline, IL. 61244  
Experts In Architectural Bird Control Since 1950

Phone: 800.624.1189 or 309.755.8771

Fax: 800.624.1196 or 309.755.0077

Email: [birdcontrol@nixalite.com](mailto:birdcontrol@nixalite.com)

Web: [www.nixalite.com](http://www.nixalite.com)



*Where the World Shops for Humane Bird and Animal Control.*

Copyright© 2009 by Nixalite® of America Inc. All rights reserved. Nixalite® is a registered trademark of Nixalite® of America Inc. Printed with pride in the USA.